

Design Ideas - example sheets.

gcse example material.

Samples from random projects.

Zoom in to read the annotations
Please do not copy, you will be disqualified
from the course if you do!

Use these examples to help and inspire you.



YSGOL UWCHRADD DINBYCH
DENBIGH HIGH SCHOOL

Do not Copy – Denbigh High School - Do not Copy – Denbigh High School

Do not Copy – Denbigh High School - Do not Copy – Denbigh High School -

DESIGN IDEAS

Do not Copy – Denbigh High School - Do not Copy – Denbigh High School -

Do not Copy – Denbigh High School - Do not Copy – Denbigh High School -

Do not Copy – Denbigh High School - Do not Copy – Denbigh High School -

Do not Copy – Denbigh High School - Do not Copy – Denbigh High School -

Do not Copy – Denbigh High School - Do not Copy – Denbigh High School -

Do not Copy – Denbigh High School - Do not Copy – Denbigh High School -

Do not Copy – Denbigh High School - Do not Copy – Denbigh High School -

Do not Copy – Denbigh High School - Do not Copy – Denbigh High School -

Do not Copy – Denbigh High School - Do not Copy – Denbigh High School -

Do not Copy – Denbigh High School - Do not Copy – Denbigh High School -

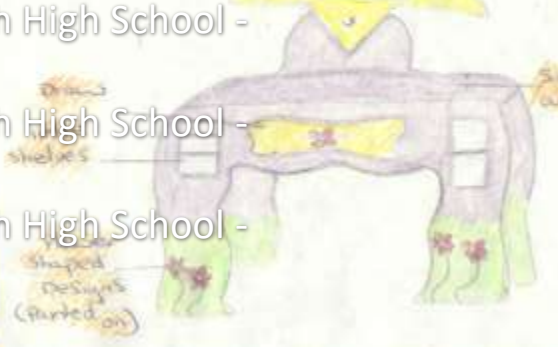

This product would be made from cheap and strong. It will make the product look attractive. The curtains would be velvet material. The draw knobs would be made from plastic.



I would make this dressing table out of pine wood. I would like to be added to this wood. The design of the star would appeal to a younger age group. The star like design with mirror could appear dangerous, however instead of sharp points they would be made of soft curves. This would be more attractive.



This piece of furniture would be made from pine because it's cheap, easy to work with, can be painted and has applying paint. So the product will look aesthetically pleasing. The height will be the size the target audience's height.



This table is quite simple and wouldn't take a lot of space in the bedroom. The table has a lot of storage space though. This product would be made from pine also because it's cheap and easy.

Do not Copy – Denbigh High School - Do not Copy – Denbigh High School -

DESIGN'S CONTINUED

Do not Copy – Denbigh High School - Do not Copy – Denbigh High School -

Do not Copy – Denbigh High School - Do not Copy – Denbigh High School -

Do not Copy – Denbigh High School - Do not Copy – Denbigh High School -

Do not Copy – Denbigh High School - Do not Copy – Denbigh High School -

Do not Copy – Denbigh High School - Do not Copy – Denbigh High School -

Do not Copy – Denbigh High School - Do not Copy – Denbigh High School -

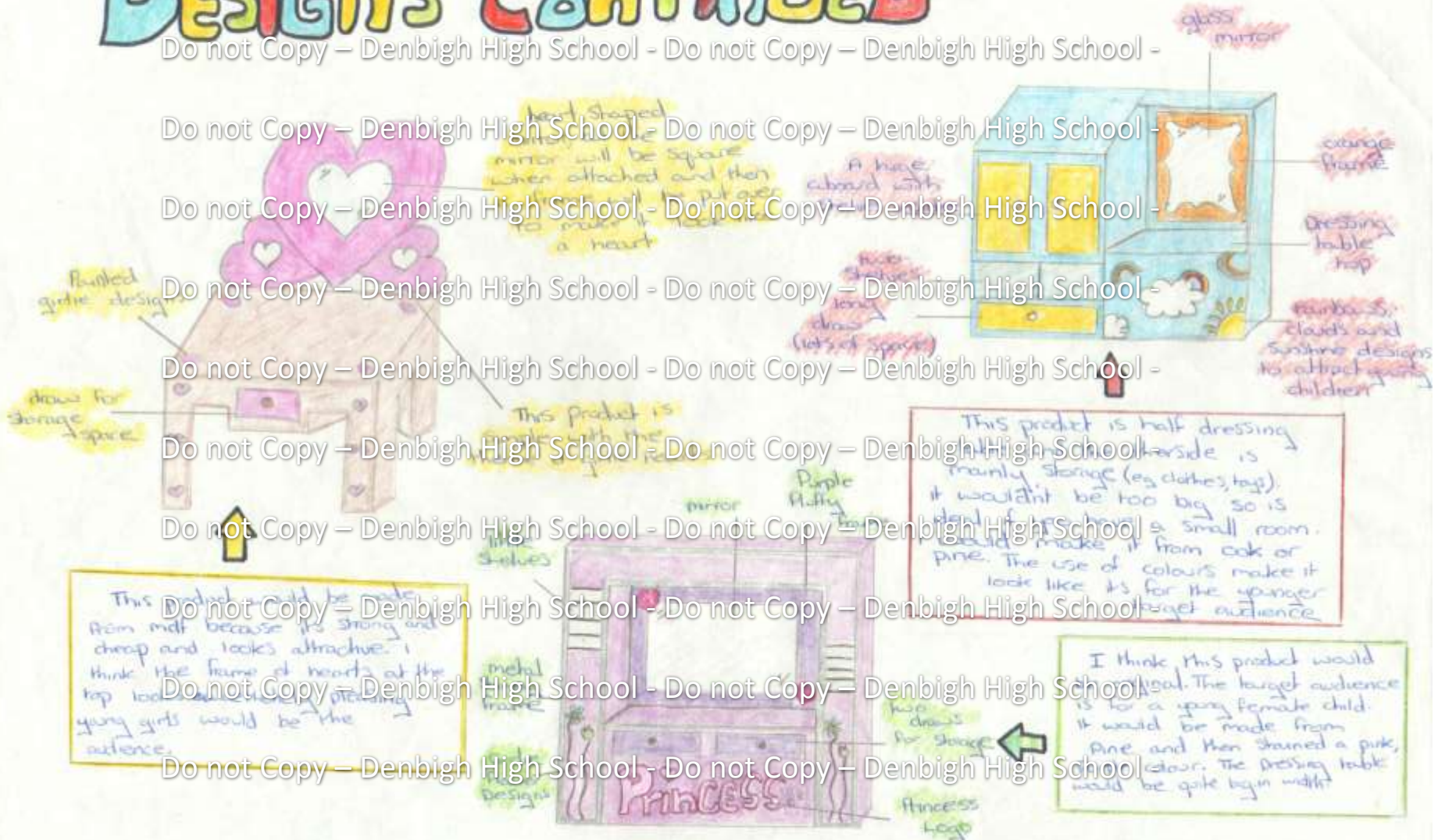
Do not Copy – Denbigh High School - Do not Copy – Denbigh High School -

Do not Copy – Denbigh High School - Do not Copy – Denbigh High School -

Do not Copy – Denbigh High School - Do not Copy – Denbigh High School -

Do not Copy – Denbigh High School - Do not Copy – Denbigh High School -

Do not Copy – Denbigh High School - Do not Copy – Denbigh High School -



Design Ideas 1

Do not Copy - Denbigh High School - Do not Copy - Denbigh High School -

Do not Copy - Denbigh High School - Do not Copy - Denbigh High School -

Do not Copy - Denbigh High School - Do not Copy - Denbigh High School -

Do not Copy - Denbigh High School - Do not Copy - Denbigh High School -

Do not Copy - Denbigh High School - Do not Copy - Denbigh High School -

Do not Copy - Denbigh High School - Do not Copy - Denbigh High School -

Do not Copy - Denbigh High School - Do not Copy - Denbigh High School -

Do not Copy - Denbigh High School - Do not Copy - Denbigh High School -

Do not Copy - Denbigh High School - Do not Copy - Denbigh High School -

Do not Copy - Denbigh High School - Do not Copy - Denbigh High School -

Do not Copy - Denbigh High School - Do not Copy - Denbigh High School -

Do not Copy - Denbigh High School - Do not Copy - Denbigh High School -

The theme is Cat's the cat's protection. I have come up with my first design where you insert the money of the cat's head. The money will then travel through the cat and then drop into the actual box. To add excitement there will be flocking cats.

These parts will be custom added pieces of acrylic so that stand out they will extrude outwards from the cat.

The paws of the cat will be flat on the top of the base.

The writing will be cut out pieces of wood using the laser. The wood may be MDF which is used for the writing.



Above is a view of the top of the cat. The money will fall through the middle of 3 slots of acrylic.

This is the back of the money box. It has a door to enable you to access the money.




The Cat's Protection piece of wood will be the transparent acrylic the letters will not cause the money when eventually and up in the box. Therefore will have to be individually cut out and stick on so that they extrude.



It is where you slot the money in there will be three slots as shown above. This would probably be designed out of wood.

The front panel piece will be transparent acrylic so you can see the money boxes as it falls. Front panel = transparent acrylic.



This is the Cat's Protection logo. I have added this to my design so that it helps represent the Cat's protection.

Pine box.



The background will be opaque acrylic.

The cat will be acrylic because it will look more attractive and you can get the right colour.

Design Ideas

Do not Copy – Denbigh High School - Do not Copy – Denbigh High School -

Do not Copy – Denbigh High School - Do not Copy – Denbigh High School -

Do not Copy – Denbigh High School - Do not Copy – Denbigh High School -

Do not Copy – Denbigh High School - Do not Copy – Denbigh High School -

Do not Copy – Denbigh High School - Do not Copy – Denbigh High School -

Do not Copy – Denbigh High School - Do not Copy – Denbigh High School -

Do not Copy – Denbigh High School - Do not Copy – Denbigh High School -

Do not Copy – Denbigh High School - Do not Copy – Denbigh High School -

Do not Copy – Denbigh High School - Do not Copy – Denbigh High School -

Do not Copy – Denbigh High School - Do not Copy – Denbigh High School -

Do not Copy – Denbigh High School - Do not Copy – Denbigh High School -

Do not Copy – Denbigh High School - Do not Copy – Denbigh High School -

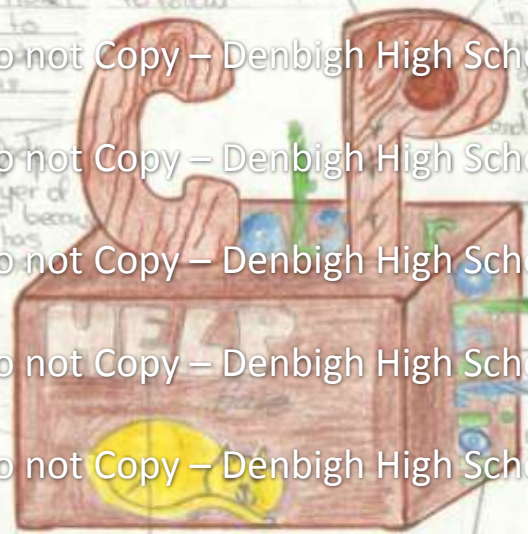
The reason for me deciding to use MDF is that it is not a hardwood. It does not have to travel thousands of miles to reach us, and it is not so heavy as wood. It does not have to travel very far as some is locally produced.

The P will be made of 3 pieces of MDF in order for the money to follow.

The hole in the middle of the P is there for a purpose. You would place your coin in the middle and it will follow the arrow.

money cut into the corner of the P. The hole will not be too big, as a coin will fit.

This is the app for the money to slide into the box not only does it let some 1 purpose but also the next purpose is that it can act as a hole to let the sound out from the coin slot.



rounded edges for safety. The roof of the slope will stay that using acrylic so it will be transparent acrylic so that you can see the coin slide.



This is the charity logo made out of acrylic to get right colour.

Below the box shows how the money will fall into the box and show the letter 'P' will be supported to stay upright.



engraved writing letter down through passage way between wood.



inside of box. The hole will be attached. All of the letters will be attached. The letters will be attached to the wood. The hole will be attached to the wood.

Here will be a colored acrylic with engraved writing done by the laser. To get it into that position I would make a piece of acrylic to make it fit. The reason for me using clear transparent acrylic is so the customer can watch there coin fall through until the end.

On the inside of the money box there will be a photo sensor which will detect when money falls through and will make a sound when it does. I feel this will encourage more people to donate to this charity.

Do not Copy - Denbigh High School - Do not Copy - Denbigh High School -

Do not Copy - Denbigh High School - Do not Copy - Denbigh High School -

Do not Copy - Denbigh High School - Do not Copy - Denbigh High School -

Do not Copy - Denbigh High School - Do not Copy - Denbigh High School -

Do not Copy - Denbigh High School - Do not Copy - Denbigh High School -

Do not Copy - Denbigh High School - Do not Copy - Denbigh High School -

Do not Copy - Denbigh High School - Do not Copy - Denbigh High School -

Do not Copy - Denbigh High School - Do not Copy - Denbigh High School -

Do not Copy - Denbigh High School - Do not Copy - Denbigh High School -

Do not Copy - Denbigh High School - Do not Copy - Denbigh High School -

Do not Copy - Denbigh High School - Do not Copy - Denbigh High School -

Do not Copy - Denbigh High School - Do not Copy - Denbigh High School -

Design Ideas



I thought that if I had a paw catching the pom-pom, it could add to the design of the top of the wheel that it was a little cat paw playing games. It would be made by wood and then adding the actual ends of the pom-pom.

The idea is a handmade cat by atop of the money slot, in this when you would place the money would have flashing LEDs and sound.

The fourth design idea which I had came from the thinking of cat food. It is made out of fabric which you rotate it to the cat food in a tin.

of the paw 2-3 times by doing this the paw lost more realistic then to finish it off it would have real claws at the end as if cat was catching it.



This is how the paw will look.

mod of fabric, preferably a silver colour to make the design. you then place the money in this. this replaces the original money and is underneath of this slot to secure it, so you would only be able to open it so far as to get all of the money out.


The Whiskers Trademark comes from an existing make of cat food. It will also help to explain the idea of cat food.

money hole/slot

Added piece of Acrylic

Engraved writing

For this idea I thought it would improve its appearance by using comb-joints.



LEDs (Flashing)

looking from the side view into it will be a blipp/ cat's shape.

The pizza server would be attached.



This writing tells the audience what charity their money is being donated to.

This is the logo of the Cat's Protection.

The base of the design would be made of a sand piece of wood.



These would be thin wires to support the fabric.

The structure would look like this.

The door to access the money would be at the top.

be done by using separate pieces of fabric which would be stitched on.